







## Investment in Recreation Infrastructure by Decade

Year	Investment	Population	\$/Person
Pre 1960	\$1.05 billion	1,602,000	 \$655
1960s	\$1.18 billion	2,128,000	 \$552
1970s	\$3.61 billion	2,745,861	 \$1,313
1980s	\$1.22 billion	3,292,111	 \$369
1990s	\$1.96 billion	4,039,230	 \$484
2000s	\$0.82 billion	4,381,603	 \$186